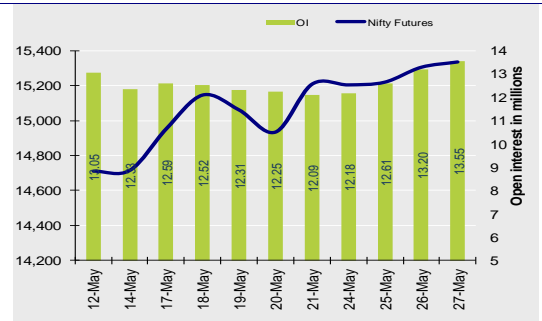


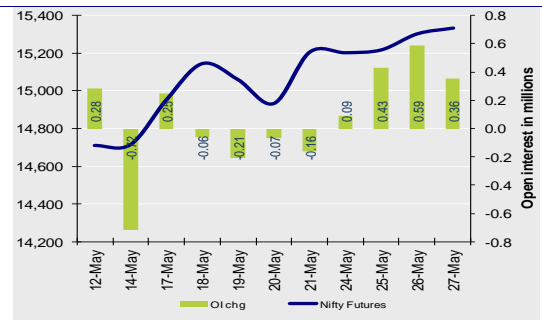
## Nifty Snapshot

	Close	Prv Cl.	Ab chg	% chg
<b>Spot</b>	15,337.8	15,301.4	36.40	0.24
<b>Futures</b>	15,333.5	15,303.0	30.55	0.20
<b>OI (ml shr)</b>	13.55	13.20	0.36	2.69
<b>Vol (lots)</b>	225381	167236	58145	34.8
<b>COC</b>	-4.30	1.55	-5.85	-377.4
<b>PCR-OI</b>	1.36	1.38	-0.02	-1.3

## Nifty Futures Price v/s OI



## Nifty Futures Price v/s Change in OI



## Institutional Activity in previous trading session

(in Rs cr.)	Buy	Sell	Net
Index Futures	11623.71	8986.77	2636.94
Index Options	769962.22	765605.57	4356.65
Stock Futures	32980.70	33260.33	-279.63
Stock Options	11331.94	10230.77	1101.17
FII Cash	42,734.21	43,395.11	-660.90
DII Cash	6,139.40	6,027.02	112.38

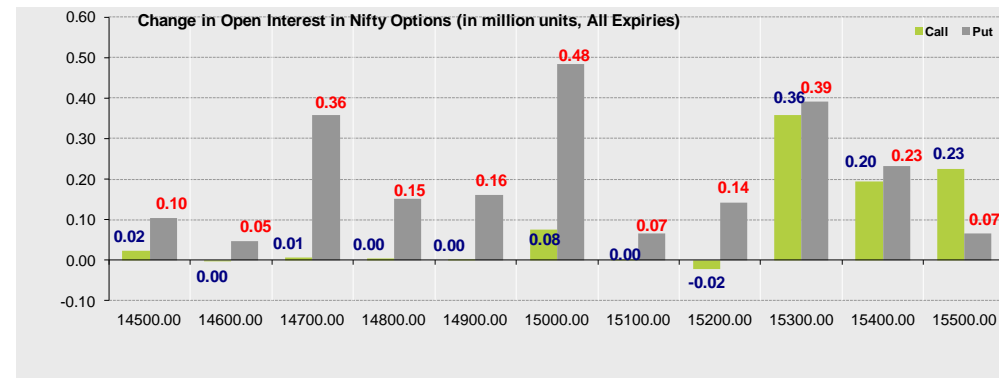
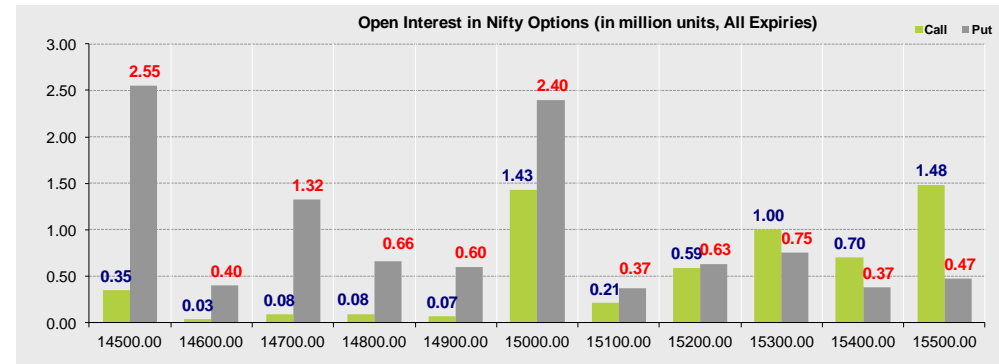
## Net FII Activity (in Rs cr.)

Date	Idx Fut	Stk Fut	Idx Opt	Cash
27-May	2636.9	-279.6	4356.7	-661
26-May	1289.6	-706.4	4226.5	242
25-May	1476.5	-1959.9	2185.7	960
24-May	-370.1	-1790.5	-674.1	585
21-May	1481.3	-1004.8	-966.6	510
20-May	-960.9	-1896.7	5879.5	71

## Market Summary:

- Indian markets closed on a positive note where buying was mainly seen in Banking, Cement, IT sectors. Nifty May Future closed at 15333.5 (up 30.55 points) at a discount of 4.30 pts to spot.
- FII were net sellers in Cash to the tune of 661 Cr and were net buyers in index futures to the tune of 2636.94 Cr.
- India VIX increased by 4.61% to close at 19.91 touching an intraday high of 21.32.

## Open Interest in Nifty Options:



- The above second chart shows previous trading day's change in Nifty options where Addition in OI were seen in 15400, 15300, 15000 strike Puts and at 15500, 15400, 15300 strike Calls indicating market is likely to remain positive in the near term.
- Highest OI build-up is seen at 15500 strike Call and 14500 strike Put, to the tune of 1.48mn and 2.55mn respectively.

## Outlook on Nifty:

- Index is likely to open on a positive note today and is likely to remain positive during the day.

## Technical Pivot (Intraday):

	S2	S1	PIVOT	R1	R2
NIFTY	15235	15285	15325	15375	15415
BANKNIFTY	34305	34680	34895	35270	35485

## Volume Buzzers (Contract wise)

Symbol	Current Volume	Volume Change	Price Chg	One Month Avg
PNB	13154	592%	6.9%	4822
CANBK	2536	528%	3.0%	4582
IDEA	5652	179%	-1.8%	1608
CUMMINSIND	4259	176%	-4.7%	1496
AMARAJABAT	1817	132%	-0.7%	2353
BPCL	22226	124%	-1.2%	8521
NAM-INDIA	292	91%	-0.2%	434
PETRONET	2795	82%	2.8%	1383
TECHM	9093	70%	1.9%	4936
SIEMENS	1602	64%	2.7%	1645

## Stock Ideas

- SBIN & RELIANCE calls of strike 420 & 2000 respectively were amongst the most active Calls whereas SBIN & RELIANCE puts of strike 400 & 1900 respectively were amongst most active Puts.
- PNB & COFORGE are likely to show good strength whereas BEL & AARTIIND are likely to show weakness in today's trading session.

(Price is in Rs; OI is in million units; Price chg and OI chg are in percentage) **NB RESEARCH**

### Fresh Longs seen in:

Scrip	Price	Price chg	OI	OI Chg
PNB	42.0	6.9	384	58.5
TECHM	1028.9	1.9	17.4	55.1
ACC	1996.8	1.1	3.2	50.7

### Fresh Shorts seen in:

Scrip	Price	Price chg	OI	OI Chg
BEL	145.4	-3.1	59.2	81.9
CHOLAFIN	530.5	-2.7	15.6	80.3
HINDUNILVR	2323.2	-1.4	10.7	52.4

### Short Covering seen in:

Scrip	Price	Price chg	OI	OI Chg
COFORGE	3496.1	0.3	1.5	-4.3
UBL	1306.4	0.6	1.0	-2.3
BATAINDIA	1543.0	0.4	1.1	-0.7

### Long Unwinding seen in:

Scrip	Price	Price chg	OI	OI Chg
AARTIIND	1657.0	-0.7	0.8	-8.0
AMARAJABAT	738.0	-0.7	9.8	-6.7
-	-	-	-	-

### Technical Pivot (Intraday):

Script Name	S2	S1	PIVOT	R1	R2
PNB	38	40	41	43	44
BEL	140	144	147	152	155
COFORGE	3396	3445	3506	3555	3615
AARTIIND	1634	1646	1663	1674.5	1692

## FROM THE EQUITY DERIVATIVE DESK:

**NIRAV HARISH CHHEDA**  
SENIOR DERIVATIVES AND TECHNICAL ANALYST  
E-Mail: nirav.chheda@nirmalbang.com  
Tel no: 6273-8199/8000

**AMIT BHUPTANI**  
DERIVATIVES AND TECHNICAL ANALYST  
E-Mail: amit.bhuptani@nirmalbang.com  
Tel no: 6273-8242/8000

## Disclaimer

Nirmal Bang Securities Private Limited (hereinafter referred to as "NBSPL") is a registered Member of National Stock Exchange of India Limited, Bombay Stock Exchange Limited and MCX stock Exchange Limited. We have been granted certificate of Registration as a Research Analyst with SEBI. Registration no. is INH000001766 for the period 23.09.2015 to 22.09.2020.

NBSPL or its associates including its relatives/analyst do not hold any financial interest/beneficial ownership of more than 1% in the company covered by Analyst (in case any financial interest is held kindly disclose)

NBSPL or its associates/analyst has not received any compensation from the company covered by Analyst during the past twelve months. NBSPL /analyst has not served as an officer, director or employee of company covered by Analyst and has not been engaged in market making activity of the company covered by Analyst.

The views expressed are based solely on information available publicly and believed to be true. Investors are advised to independently evaluate the market conditions/risks involved before making any investment decision.

Stock Name	Call (Buy/Sell)	Entry price	Targets	Stop Loss	Duration	Status
BAJFINANCE 6000CE	BUY	150	250	100	BTST	OPEN
SBIN 425CE	BUY	16.5	24	13	BTST	OPEN
KOTAKBANK 1800CE	BUY	53	75	40	BTST	OPEN
SBIN BULL CALL	STRATEGY	10	20	5	Positional	OPEN

## NIFTY50 Options OI (CE OI = Resistance) (PE OI = Support)

Symbol	Highest CE OI	Highest PE OI	CMP
ADANIPTS	800	750	750
ASIANPAINT	2600	2600	2950
AXISBANK	720	700	750
BAJAJ-AUTO	4000	4000	4221
BAJAJFINSV	12500	10000	11945
BAJFINANCE	6000	5000	5690
BHARTIARTL	600	500	520
BPCL	480	450	468
BRITANNIA	3500	3300	3412
CIPLA	900	900	941
COALINDIA	160	130	144
DIVISLAB	4200	3600	4105
DRREDDY	5400	4500	5274
EICHERMOT	2500	2500	2595
GRASIM	1420	1300	1431
HCLTECH	990	800	946
HDFC	2600	2400	2511
HDFCBANK	1500	1440	1485
HDFCLIFE	700	600	662
HEROMOTOCO	3200	2700	3002
HINDALCO	390	380	388
HINDUNILVR	2500	2200	2323
ICICIBANK	620	600	656
ITC	220	200	211
INDUSINDBK	1060	900	1017

## NIFTY50 Options OI (CE OI = Resistance) (PE OI = Support)

Symbol	Highest CE OI	Highest PE OI	CMP
INFY	1340	1340	1410
IOC	95	95	110
JSWSTEEL	800	600	681
KOTAKBANK	1800	1700	1782
LT	1400	1360	1479
M&M	800	800	822
MARUTI	7200	6000	6980
NESTLEIND	17000	16000	17800
NTPC	110	110	110
ONGC	115	100	112
POWERGRID	240	200	227
RELIANCE	2100	1900	1996
SBILIFE	1000	850	982
SBIN	400	400	427
SHREECEM	29000	26000	28054
SUNPHARMA	700	700	699
TATACONSUM	700	600	648
TATAMOTORS	350	290	320
TATASTEEL	1200	1000	1101
TCS	3400	3000	3186
TECHM	1100	900	1029
TITAN	1460	1400	1604
ULTRACEMCO	7000	6000	6725
UPL	650	650	821
WIPRO	500	400	535



**DISCLOSURES**

Research Reports that are published by Nirmal Bang Securities Private Limited (hereinafter referred to as "NBSPL") are for private circulation only. NBSPL is a registered Research Analyst under SEBI (Research Analyst) Regulations, 2014 having Registration no. INH000001766. NBSPL is also a registered Stock Broker with National Stock Exchange of India Limited, BSE Limited, Metropolitan Stock Exchange of India Limited, Multi Commodity Exchange of India Limited, National Commodity and Derivative Exchange Limited and Indian Commodity Exchange Limited in cash and Equity and Commodities derivatives segments.

NBSPL has other business divisions with independent research teams separated by Chinese walls, and therefore may, at times, have different or contrary views on stocks and markets.

NBSPL or its associates have not been debarred / suspended by SEBI or any other regulatory authority for accessing / dealing in securities Market. NBSPL, its associates or analyst or his relatives do not hold any financial interest (Except Investment) in the subject company. NBSPL or its associates or Analyst do not have any conflict or material conflict of interest at the time of publication of the research report with the subject company. NBSPL or its associates or Analyst or his relatives may or may not hold beneficial ownership of 1% or more in the subject company at the end of the month immediately preceding the date of publication of this research report.

NBSPL or its associates / analyst has not received any compensation / managed or co-managed public offering of securities of the company covered by Analyst during the past twelve months. NBSPL or its associates have not received any compensation or other benefits from the company covered by Analyst or third party in connection with the research report. Analyst has not served as an officer, director or employee of Subject Company. NBSPL / analyst has not been engaged in market making activity of the subject company. Analyst Certification: The research analysts and authors of these reports, hereby certify that the views expressed in this research report accurately reflects my/our personal views about the subject securities, issuers, products, sectors or industries. It is also certified that no part of the compensation of the analyst(s) was, is, or will be directly or indirectly related to the inclusion of specific recommendations or views in this research. The analyst(s) principally responsible for the preparation of this research report and has taken reasonable care to achieve and maintain independence and objectivity in making any recommendations.

**DISCLAIMER**

This report is for the personal information of the authorized recipient and does not construe to be any investment, legal or taxation advice to you. NBSPL is not soliciting any action based upon it. Nothing in this research shall be construed as a solicitation to buy or sell any security or product,

or to engage in or refrain from engaging in any such transaction. In preparing this research, we did not take into account the investment objectives, financial situation and particular needs of the reader.

This research has been prepared for the general use of the clients of NBSPL and must not be copied, either in whole or in part, or distributed or redistributed to any other person in any form. If you are not the intended recipient you must not use or disclose the information in this research in any way. Though disseminated to all the customers simultaneously, not all customers may receive this report at the same time. NBSPL will not treat recipients as customers by virtue of their receiving this report. This report is not directed or intended for distribution to or use by any person or entity resident in a state, country or any jurisdiction, where such distribution, publication, availability or use would be contrary to law, regulation or which would subject NBSPL & its group companies to registration or licensing requirements within such jurisdictions.

The report is based on the information obtained from sources believed to be reliable, but we do not make any representation or warranty that it is accurate, complete or up-to-date and it should not be relied upon as such. We accept no obligation to correct or update the information or opinions in it. NBSPL or any of its affiliates or employees shall not be in any way responsible for any loss or damage that may arise to any person from any inadvertent error in the information contained in this report. NBSPL or any of its affiliates or employees do not provide, at any time, any express or implied warranty of any kind, regarding any matter pertaining to this report, including without limitation the implied warranties of merchantability, fitness for a particular purpose, and non-infringement. The recipients of this report should rely on their own investigations.

This information is subject to change without any prior notice. NBSPL reserves its absolute discretion and right to make or refrain from making modifications and alterations to this statement from time to time. Nevertheless, NBSPL is committed to providing independent and transparent recommendations to its clients, and would be happy to provide information in response to specific client queries.

Before making an investment decision on the basis of this research, the reader needs to consider, with or without the assistance of an adviser, whether the advice is appropriate in light of their particular investment needs, objectives and financial circumstances. There are risks involved in securities trading. The price of securities can and does fluctuate, and an individual security may even become valueless. International investors are reminded of the additional risks inherent in international investments, such as currency fluctuations and international stock market or economic conditions, which may adversely affect the value of the investment. Opinions expressed are subject to change without any notice. Neither the company nor the director or the employees of NBSPL accept any liability whatsoever for any direct, indirect, consequential or other loss arising from any use of this research and/or further communication in relation to this research. Here it may be noted that neither NBSPL, nor its directors, employees, agents or representatives shall be liable for any damages whether direct or indirect, incidental, special or consequential including lost revenue or lost profit that may arise from or in connection with the use of the information contained in this report.

Copyright of this document vests exclusively with NBSPL.

Our reports are also available on our website [www.nirmalbang.com](http://www.nirmalbang.com)